

# PACIFIC MERMAID

540,572 cbft / 6,075 sqm / 5,742 pallets




## General

Built	February-1992	International	<b>GT</b>	<b>NT</b>
Flag	Liberia	Panama Canal	9,820.00	3,538.00
Port of Registry	Monrovia	Suez Canal		8,653.60
Callsign	A8JJ5			8,902.36
IMO/Lloyds nr	9045924		<b>Draft</b>	<b>DWAT</b>
Length over all [m]	141.80	Tropical	9.16	10,891
Beam [m]	22.80	Summer	8.82	10,461
Depth [m]	13.00	Winter	8.63	10,029
Bowthruster(s)	-			

## Reefer

Holds	4
Hatches	4
Compartments	20
Minimum Deckheight [m]	2.20 (excl local areas)
Allowable weight of forklift including cargo	maximum 5 mt (Forklift to be equipped with minimum 4 non hard rubber airtyres)
Temperature zones	8
Cooling sections	1UPDA   1BCD   2UPDAB   2CD   3UPDAB   3CD   4UPDAB   4CD
Temperature range [dC]	
Air circulations [/hr]	90
Air renewals [/hr]	4
USDA equipped	Yes, valid until 05-October-2022
Controlled Atmosphere	CA pre-piped
Modified Atmosphere	No equipment on board



# PACIFIC MERMAID

540,572 cbft / 6,075 sqm / 5,742 pallets

## Classification Details

Classification Society	Bureau Veritas (BV)
Main Class symbols	I, +HULL, +MACH
Service Notations	+Refrigerated cargo ship
Navigation Notations	Unrestricted Navigation
Additional Class Notations	+AUT-UMS, REF-CARGO-AIRCONT, ICE
Machinery	+MACH
Equivalent Finnish/Swedish	
Ice Strengthening	-

## Reefer Compartment Capacity Breakdown

	Hold 1		Hold 2		Hold 3		Hold 4		Total	
	Cbft	Sqm	Cbft	Sqm	Cbft	Sqm	Cbft	Sqm	Cbft	Sqm
UPD	6,938	68.79	6,862	68.79	6,862	68.79	6,862	68.79	27,524	275.16
A	37,211	416.21	35,358	417.64	35,598	425.55	39,718	474.80	147,885	1,734.20
B	31,028	306.03	34,353	401.47	35,770	428.89	39,910	475.15	141,061	1,611.54
C	20,420	213.32	32,628	355.17	35,661	426.56	33,663	383.09	122,372	1,378.14
D	14,864	161.26	25,573	269.39	34,006	378.02	27,287	266.97	101,730	1,075.64
<b>Total</b>	<b>110,461</b>	<b>1,165.61</b>	<b>134,774</b>	<b>1,512.46</b>	<b>147,897</b>	<b>1,727.81</b>	<b>147,440</b>	<b>1,668.80</b>	<b>540,572</b>	<b>6,074.68</b>

Hold 1-4 Legend

Non insulated Deck, air passes through (aka Spar Deck)

Insulated, air tight Deck or Tanktop

Non Insulated, air tight Deck

## Hatch sizes

	Hold 1	Hold 2	Hold 3	Hold 4
	l x b	l x b	l x b	l x b
Deck	7.60 x 7.10	7.60 x 7.10	7.60 x 7.10	7.60 x 7.10
UPD	7.65 x 7.19	7.65 x 7.19	7.65 x 7.19	7.65 x 7.19
A	7.64 x 6.90	7.64 x 6.90	7.64 x 6.90	7.64 x 6.90
B	7.63 x 6.90	7.64 x 6.90	7.64 x 6.90	7.64 x 6.90
C	7.64 x 4.20	7.64 x 6.90	7.64 x 6.90	7.64 x 6.90



# PACIFIC MERMAID

540,572 cbft / 6,075 sqm / 5,742 pallets

Container Carrying Capacity		Max FEU's	Add. TEU's	Max TEU's	Add. FEU's
<u>On Weather Deck and Hatches</u>					
Empty Positions	Standard	73	0	140	13
Max Stackweight	Standard	65	0	80	9
Max Stackweight - Self-sustained	Standard	65	0	80	9
Empty Positions	High Cube	73	0	80	9
Max Stackweight	High Cube	57	0	80	9
Max Stackweight - Self-sustained	High Cube	57	0	80	9
<u>Reefer Hold</u>					
Empty Positions	Standard	0	0	0	0
Max Stackweight	Standard	0	0	0	0
Max Stackweight - Self-sustained	Standard	0	0	0	0

'Max Stackweight' and 'Max Stackweight - Self-sustained' are the number of laden containers that can be loaded basis the maximum stackweight, calculating 26 mt gross for a laden FEU and 14 mt gross for a laden TEU

Above figures are as per vessel's technical layout. Actual container intake is subject to master's approval and depending on stability, stackweight and visibility.

## Standard Voyage Container Carrying Capacity

Nr of High Cube (9.5') Reefers 57  
of which Self-sustained 57

'Standard Voyage' = voyage from Panama Canal to Rotterdam, with a full cargo of bananas in the holds and departing with full bunker tanks. Containers on this voyage are considered to weigh 26 mt gross.

## Reefer Plugs

Nr. of electrical Reefer Plugs 65

## Cargo Gear

2 Cranes x 30.0 mt  
2 Cranes x 10.0 mt



# PACIFIC MERMAID

540,572 cbft / 6,075 sqm / 5,742 pallets

## Speed & Consumption

Ballast				Draft condition	Forward: 5.30	Aft: 5.30
<u>Speed</u>	<u>ME HFO</u>	<u>ME MGO</u>	<u>Slow Steaming</u>			
17.00	21.50	0.00	No			
20.00	32.00	0.00	No			
Ave. aux. cons. excl. reefer containers						
	<u>A/E's</u>	<u>Boiler</u>				
HFO	2.50	0.00				
MGO	0.00	0.00				
Banana Laden				Draft condition	Forward: 5.30 - 7.00	Aft: 5.30 - 7.00
<u>Speed</u>	<u>ME HFO</u>	<u>ME MGO</u>	<u>Slow Steaming</u>			
16.50	21.50	0.00	No			
19.00	33.50	0.00	No			
Ave. aux. cons. excl. reefer containers						
	<u>A/E's</u>	<u>Boiler</u>				
HFO	5.50	0.00				
MGO	0.00	0.00				
Banana Laden + Containers				Draft condition	Forward: 7.00 - 8.50	Aft: 7.00 - 8.50
<u>Speed</u>	<u>ME HFO</u>	<u>ME MGO</u>	<u>Slow Steaming</u>			
16.00	21.50	0.00	No			
18.50	33.50	0.00	No			
Ave. aux. cons. excl. reefer containers						
	<u>A/E's</u>	<u>Boiler</u>				
HFO	5.50	0.00				
MGO	0.00	0.00				
Frozen				Draft condition	Forward: 8.50 - 9.50	Aft: 8.50 - 9.50
<u>Speed</u>	<u>ME HFO</u>	<u>ME MGO</u>	<u>Slow Steaming</u>			
16.00	21.50	0.00	No			
18.50	33.50	0.00	No			
Ave. aux. cons. excl. reefer containers						
	<u>A/E's</u>	<u>Boiler</u>				
HFO	5.00	0.00				
MGO	0.00	0.00				
General Cargo				Draft condition	Forward: 5.30 - 7.00	Aft: 5.30 - 7.00
<u>Speed</u>	<u>ME HFO</u>	<u>ME MGO</u>	<u>Slow Steaming</u>			
16.50	21.50	0.00	No			
19.00	33.50	0.00	No			
Ave. aux. cons. excl. reefer containers						
	<u>A/E's</u>	<u>Boiler</u>				
HFO	2.50	0.00				
MGO	0.00	0.00				
In Port						
	Ave. aux. cons. excl. cargo			Reefer Plant		
	<u>A/E's</u>	<u>Boiler</u>		<u>A/E's</u>		
HFO	2.00	1.00	+	3.00		
MGO	0.00	0.00		0.00		



# PACIFIC MERMAID

540,572 cbft / 6,075 sqm / 5,742 pallets

- All speeds are 'about', all consumptions are 'about', basis clean hull, clean propeller and deep (minimum 7 x deepest draft), currentless water/sea with a temperature of maximum 28 degree Celcius.
- Descriptions are given basis maximum Beaufort 4, maximum 2 meters combined swell and wave height.
- Additional MGO may be used for starting/stopping engines and/or manoeuvring and/or in narrow and/or restricted waters and/or in extreme weather conditions.
- All auxiliary consumptions are based on maintaining cargo temperatures, during reduction period higher consumptions may be recorded.
- All descriptions exclude consumption for carried laden reefer containers. Depending on the make and/or type of container, maintenance state of the container, commodity in the container, ambient temperature, use of water cooling, stowage position: as indication an average additional fuel consumption of about 30 kg/container/24hrs when maintaining temperatures to be taken into account.
- Port consumptions are averages for vessel lying alongside berth. Manoeuvring consumptions are excluded.
- Auxiliary consumption up to 10 mt/day with all generators fully loaded.
- All Speeds are in knots and all consumptions are in metric tons per 24 hours.
- International and/or local regulations, such as but not limited to ECA's, may require use of other fuel grades than specified.
- Conditions are based on sailing with even keel, unless stated otherwise. Significant trim, especially large negative trim, may have negative impact on the performance.
- All consumption figures are based on ISO 8217 (latest revision) specification fuels with following minimum caloric values:  
HFO: 40.600 kJ/kg  
MGO 42.700 kJ/kg

## Bunker Tank Capacities

	<u>Cbm (100%)</u>	<u>Cbm at max filling level*</u>	<u>mt**</u>
ULS	248	211	209
VLS	1,262	1,073	1,063
<b>Total bunker capacity for RMG380 (IFO380)</b>	<b>1,510</b>	<b>1,284</b>	<b>1,272</b>
ULS	215	182	156
<b>Total bunker capacity for DMA (MGO)</b>	<b>215</b>	<b>182</b>	<b>156</b>

\*) Vessel shall not mix bunkers from different bunkerings in 1 bunker tank. This may reduce the actual bunker capacity.

\*\*) Capacity in mt serve as indication only. Actual capacity in mt depending on the specific gravity and temperature of the supplied bunkers.

Vessel to be solely supplied with fuels as per ISO 8217:2010 or any subsequent amendment thereof. All supplied fuels shall be suitable to enable main propulsion and auxiliary machinery to operate efficiently and without harmful effects and in line with any national and/or international requirements. Fuels to be mineral based products and shall not contain waste lubricants (ULO), chemicals or any other harmful substances and shall be of homogenous and stable nature. Charterers to buy and arrange bunkers only from qualified suppliers and/or from majors and carry out their own quality checks as deemed necessary for their control.

Charterers warrant that whenever bunkers are ordered for the vessel, the order not to put a lien on the vessel and explicitly request "The Products shall not include waste chemicals, waste lubricants and/or other non-fuel components."

BIMCO Bunker Fuel Sulphur Content clause for Time Charter parties 2004 to apply.

If vessel is redelivered in an ECA area, Charterers warrant that vessel will be redelivered with sufficient bunkers suitable for consumption as per the requirements of the relevant ECA area to reach a port or place where suitable bunkers may be supplied.

Vessel participates in fuel testing program. Samples are taken during each fuel from each supplied grade. Costs involved to be equally shared between Owners and Charterers. Vessel shall not consume any supplied fuel without having received full fuel analysis report confirming the fuel's quality.

It is Charterers obligation to make sure that fuels with sulphur content higher than 0.5% are either consumed or removed from the vessel at his cost prior 01 January 2020.

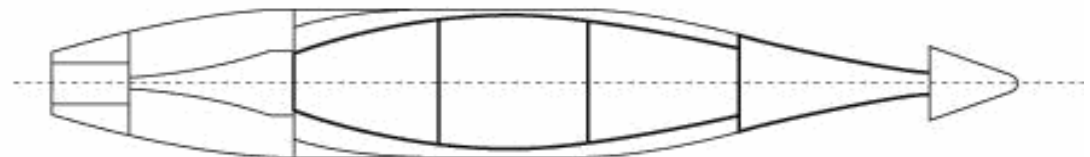
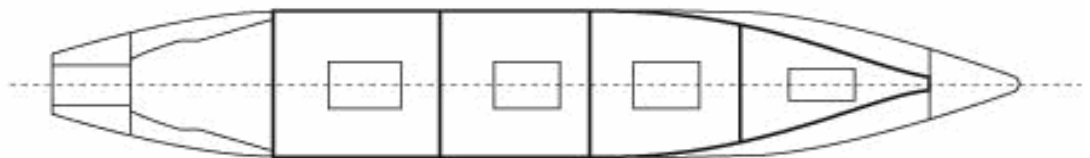
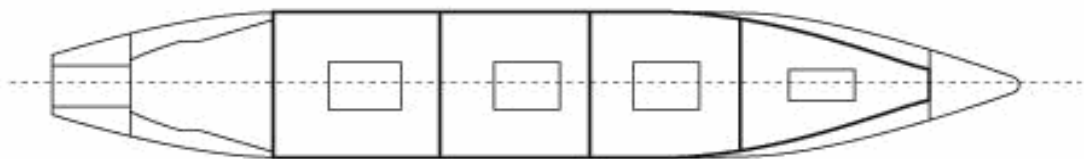
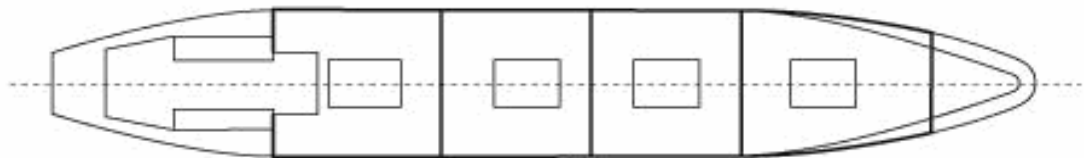
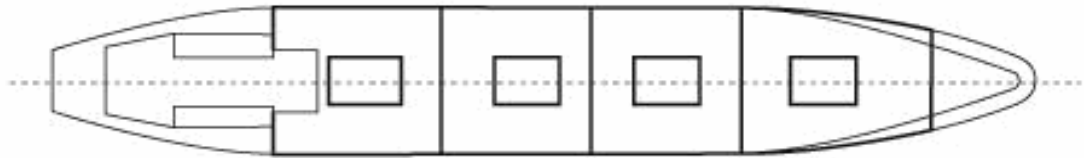
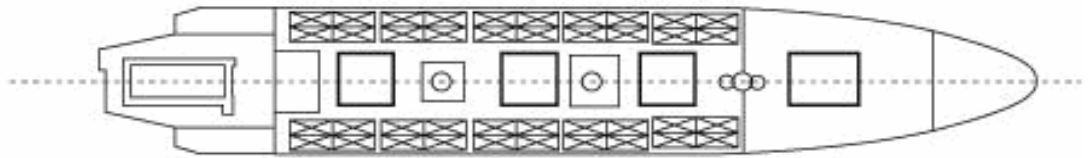
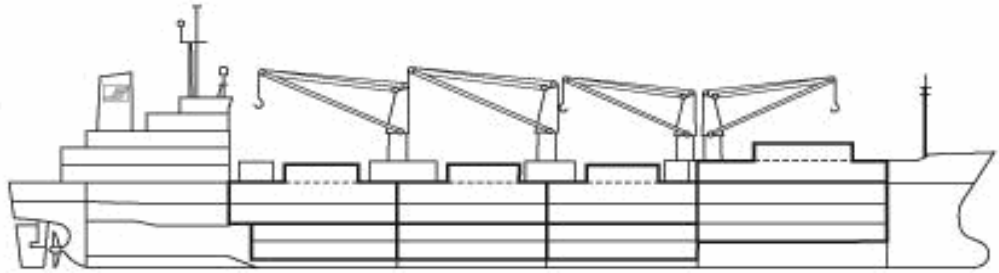
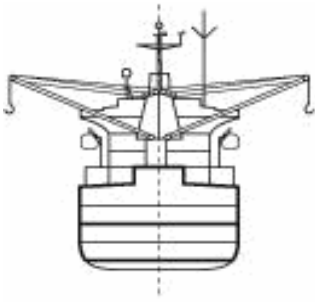


# PACIFIC MERMAID

540,572 cbft / 6,075 sqm / 5,742 pallets

## Communication Details

Communication type	System	Communication number / Comments
Mail	E-Mail	master.pacificmermaid@seatradefleet.com
Mail	Satcom-C	463791599@c12.stratosmobile.net
Phone	Fleet Broadband	+870 773 238 899
Phone	Mobile Phone	+49 152 549 276 24
Fax	Fleet Broadband	+870 783 255 523
Telex	Satcom-C	+580 463 791 599



# PACIFIC MERMAID

540,572 cbft / 6,075 sqm / 5,742 pallets

## General Remarks

- Pallet Intake figures are indication only. The figures are based on a stowage factor of 1.32 pallet/sqm in reefer holds, full load of reefer containers based on the standard voyage with 20 pallets in each container

